

Enhancing Your Vision through:

Cataract Surgery

Laser Surgery

Glaucoma Evaluations

Macular Degeneration Screening

Eyelid Reconstruction

Eyeglasses

Contact Lenses

Full Vision Care



Harborside
EYE SPECIALISTS

Harbor Professional Centre
3430 Tamiami Trail, Suite A
Port Charlotte, FL 33952

941-624-4500

Your Eye Specialists



Daniel Solano, D.O. is a board-certified ophthalmologist by the American Osteopathic Colleges of Ophthalmology and Otolaryngology. He earned his Doctorate in Osteopathic Medicine at Nova Southeastern University in Fort Lauderdale, Florida. He completed his internship and Ophthalmology Residency at Doctors Hospital in Columbus, Ohio. Dr. Solano is a member of the American Academy of Ophthalmology, the Florida Society of Ophthalmology, the American Society of Cataract and Refractive Surgery, the American Medical Association, and Charlotte County Medical Society. Dr. Solano specializes in minimally invasive cataract surgery, glaucoma laser surgery, and eyelid reconstruction. He is a South Florida native who is fluent in Spanish.

Neil B. Zusman, M.D., FACS is certified by the American Board of Ophthalmology. He earned his Doctor of Medicine at Wayne State University in Detroit, Michigan. Following extensive research at Wayne State University, he has had numerous articles published. Dr. Zusman is a member of the Florida Medical Association, the Florida Society of Ophthalmology, a Fellow of the American College of Surgeons, member of the American Society of Cataract and Refractive Surgery, and Charlotte County Medical Society.



Harborside
EYE SPECIALISTS

Our Vision,
Enhancing Yours.

Daniel Solano, D.O.
Neil B. Zusman, M.D., FACS

941-624-4500
HarborsideEye.com

Minimally Invasive Cataract Surgery

A true innovation in cataract surgery,
safer than conventional methods.

Dr. Daniel Solano is among the most prominent surgeons in the country offering a clear cornea incision, with TOPICAL anesthesia, for cataract removal.

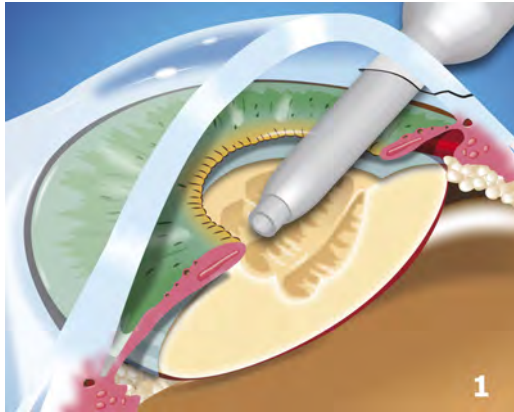
More than Meets the Eye:

This procedure has huge advantages, including **LESS RISK** and **QUICKER RECOVERY**. Eliminating the needles and injections used in traditional cataract surgery, this procedure **COMPLETELY ELIMINATES** many potentially sight-threatening complications such as puncturing the eye, or injuring the artery or optic nerve behind the eye. Also eliminated is the risk of serious damage to the retinal circulation by a pressure device placed over the eye after injection to “depressurize” the eye before surgery – this device is no longer needed.

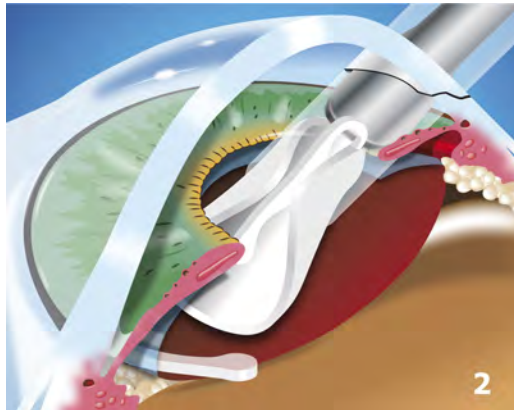
VISION after surgery is more rapid because the eye is not put to sleep with a needle injection. Patient-friendly, numbing eyedrops are used instead for a procedure that does not require deep sedation to mask the pain of needles. So, with no stitches or patches required, and no drug hangover from deep sedation, patients have use of both eyes, and are frequently alert enough to go out to dinner the night of surgery!

How It Works

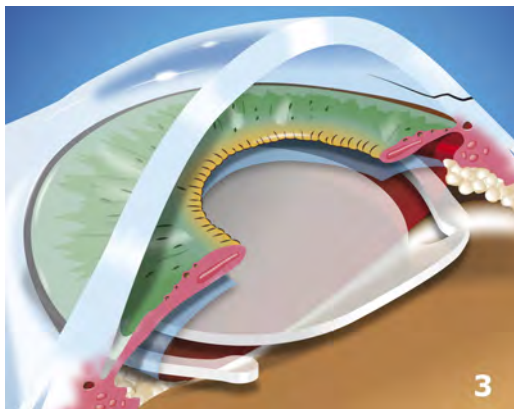
Through a tiny incision, the surgeon removes your clouded lens



The surgeon replaces your original lens with a new, artificial lens



With a new lens, you can be free from cataracts!



Return to your active lifestyle with few,
if any restrictions...

Have your cataract surgery without the
traditional risk, pain,
stitch or patch.*

**No Needle • No Stitch
No Patch Procedure**



Patient Reviews

Our patients are so overwhelmingly happy with the procedure, especially those who may have had one eye done under the traditional technique, that many are pleased to share their experience.

* As with any surgical procedure, there are risks that should be discussed with your surgeon in advance. The more experienced your surgeon, the more likely risks can be minimized.